

ZILVER[®]
Concetti Italiani

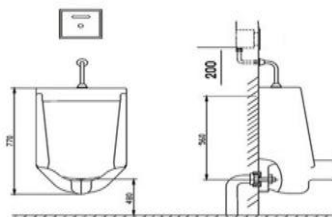
Water Genius!

Zilver Concealed Sensor Urinal Flush Value

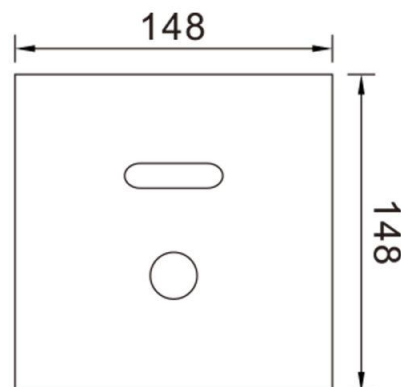
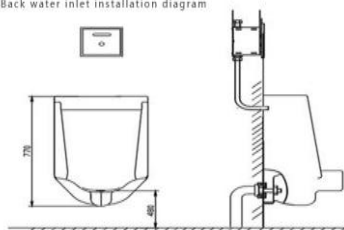
Item Code : **ZY1067**



Installation diagram of upper water inlet



Back water inlet installation diagram



Basic information:

Concealed Sensor Urinal Flush Value

Single chip microcomputer design, automatic induction, two-stage washing, water saving.

Four No. 5 alkaline batteries are used 100 times a day without replacement within two years. (AC and DC power supply available)

Fine drawing, all stainless steel design, with handle.

Stainless steel box, all copper solenoid valve: electronic part seal design, waterproof and moisture-proof.

It can be adjusted automatically within 30-70cm as required.

Ceramic valve core is adopted, and the water output can be adjusted arbitrarily according to the water pressure.

It can be removed and washed at any time to avoid blocking.

Anti gambling plug pin is installed in the solenoid valve to avoid failure of the solenoid valve.

Equipped with manual button to prevent the sensor from being damaged and unable to be used.

Installation of concealed wall type, straight up and down, suitable for wall installation above 10cm thick.

Wash automatically every 24 hours to avoid peculiar smell caused by water drying in the water trap.

www.zilver.co